



# CREATIVITY IN NAIDOC ART ENTRY

Please vote for our art works

The Preschool room, Junior room and Nursery have all created beautiful artworks as part of the NAIDOC Virtual Art Competition. The submission explanation for Preschool is wonderfully thoughtful and is a great example of the thought that goes into our educators programs.

*"When thinking and talking together about the design brief we wanted to honour Baiame. We have the Baiame cave painting locally and some of our children have visited the cave painting. We contacted our Elder and caretaker of the cave asking his permission to include Baiame in our painting.*

*We used different techniques learning about this as we went (spray painting, cross hatching and symbols). We wanted the circle pouch in Baiame's belly to represent the land and it's cheeky animals, the sea and it's cheeky animals and the flora and cheeky birds. (Go home cheeky animals is one of our favourite stories!)*

*Baiame created everything. We looked at the art in Bronwyn Bancrofts books as inspiration to our illustrations. We added Kawal the Eagle too as Baiame created him to watch over the Wonnarua people and the Rainbow Serpent. We are so proud of this Aboriginal inspired artwork by the children with support from myself. This land we walk upon is rich in history. This is Aboriginal land. Always was. Always will be. Thank you Koori Curriculum for opening the door to the creation of all these wonderful artworks."*

(all the artworks and voting details on page 4)

## REMINDERS

### OOSH

Please ensure you are using the App for bookings, if you do not have a booking please do not attend the service as we staff according to bookings. If you have any trouble with the App please contact the service directly.

### All Services

If you or your child is unwell, please remain at home.

If you or your child have visited any hotspot areas, please ensure you are following Public Health advice and stay at home.

### Childcare Survey

We would appreciate it if you could do our childcare survey to help inform our decisions in the future .

# Get to know our Educators

## Hi, I'm Heidi

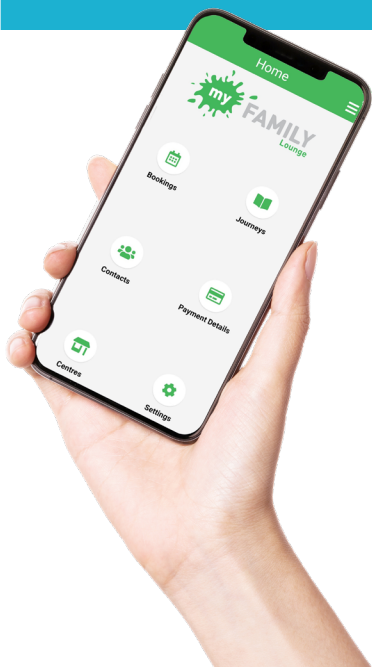
I have a Bachelor of Education (secondary) and a Diploma of Early Childhood Education.

I have been working in Early Childhood Education for 18 years and I am currently working in the Preschool room.

I am an artist and am excited about the process of arts practice with children as it helps with health and wellbeing and connects us together.

I am passionate about embedding Aboriginal perspectives into our daily practice and issues of social justice in Early Childhood.

I like to share my love of music with the children through playing the guitar and singing.




### Direct Debit Transition

Thank you to those families who have already transitioned, for those that are yet to do so, please complete the process ASAP.

The steps to transition your direct debit are:

1. Log in to "My Family Lounge"
2. Select "Payment Details"
3. Setup a Direct Debit "+"
4. Follow the prompts to complete the process, there is an establishment fee (once off) of \$2.20
5. Families will be charged a monthly fee of \$1.90 for non-direct debit payments.

Please contact the service if you need any assistance with the transfer process.



## Childcare Service Survey

<https://mysay.is/childserv20>





## Playground Upgrades


Our Nursery Playground upgrade is complete. The children are loving the area which features perimeter hedging that will provide privacy from the street once it matures.

The area is covered in lush MooMoo Cool astro turf with beautiful natural sandstone blocks, creating tiered play spaces. The new space compliments the existing upgraded area which features the sandpit and softfall.



Our main playground area has also seen another stage of upgrades being undertaken. The area around the sandpit has now been opened up with fabulous Merbau decking which creates a tiered seating space.

Landscaping along the fence line provides stepping pavers and river rocks, creating a dry river bed along the natural slope of the yard and providing many opportunities for the children to experience natural adventures.







(2)

## NAIDOC Visual Art Competition

The Preschool room, Junior room and Nursery have all created beautiful artworks as part of the NAIDOC Virtual Art Competition

The children have all put alot of effort and thought into their artworks

Please vote for our Art Entries

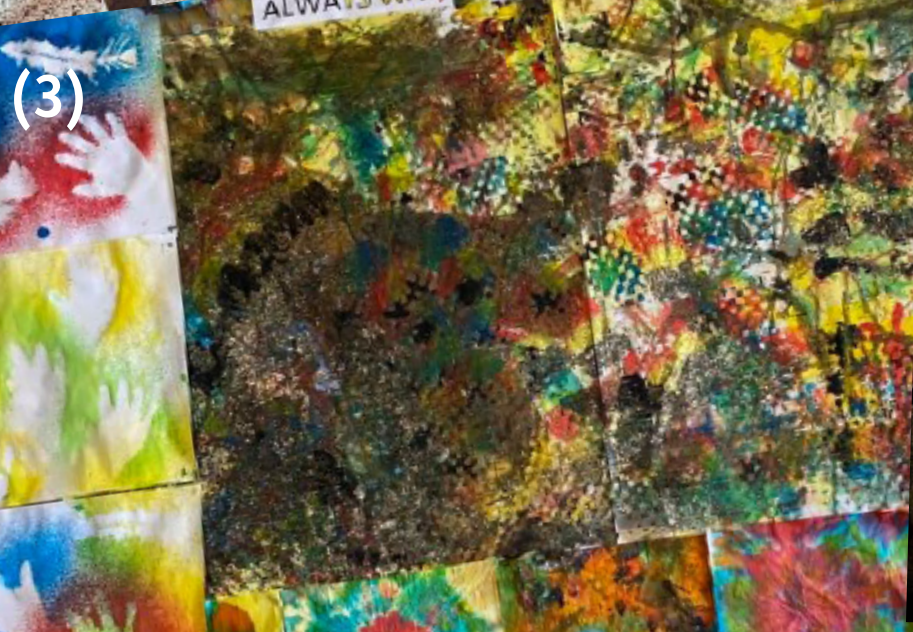
<https://kooricurriculum.com/pages/naidoc-virtual-art-competition>

**(1)Preschool - “Baiaame: Creator of Everything. Always was. Always will be”**  
[https://cont.st/mTtGs\\_QErkqr?g=1](https://cont.st/mTtGs_QErkqr?g=1)

**(2)Junior Room Art-**  
[https://cont.st/nTSXS\\_rEQMpb?g=1](https://cont.st/nTSXS_rEQMpb?g=1)

**(3)Nursery Room - Our land**  
[https://cont.st/msSXT\\_rfrwtC?g=1](https://cont.st/msSXT_rfrwtC?g=1)

(3)



(1)





# Banana Bread

## Ingredients

- 3 Very ripe banana
- 1 Cup (150g) White self-raising flour
- 1 Cup (150g) Wholemeal self-raising flour
- 1/4 Cup (60g) Brown Sugar
- 1 teaspoon Cinnamon
- 1/2 Cup (125ml) Milk
- 2 eggs (lightly beaten)
- 1/4 Cup (60ml) Canola oil
- 1 teaspoon Vanilla essence

## Method

1. Preheat oven to 170°C
2. Mash bananas with fork
3. In large bowl, sift flours, sugar and cinnamon
4. Stir in banana to sifted ingredients
5. In a separate bowl combine milk, eggs, oil and vanilla essence
6. Add the liquid to the banana flour mixture and mix until combined NB do not over mix
7. Spoon mixture into prepared loaf tin
8. Bake for 40 to 45 minutes until cooked and golden brown on-top.

*Recipes from  
the kitchen*

