

# Singleton

## FINANCIAL PERFORMANCE 2019 / 2020

### HIGHLIGHTS

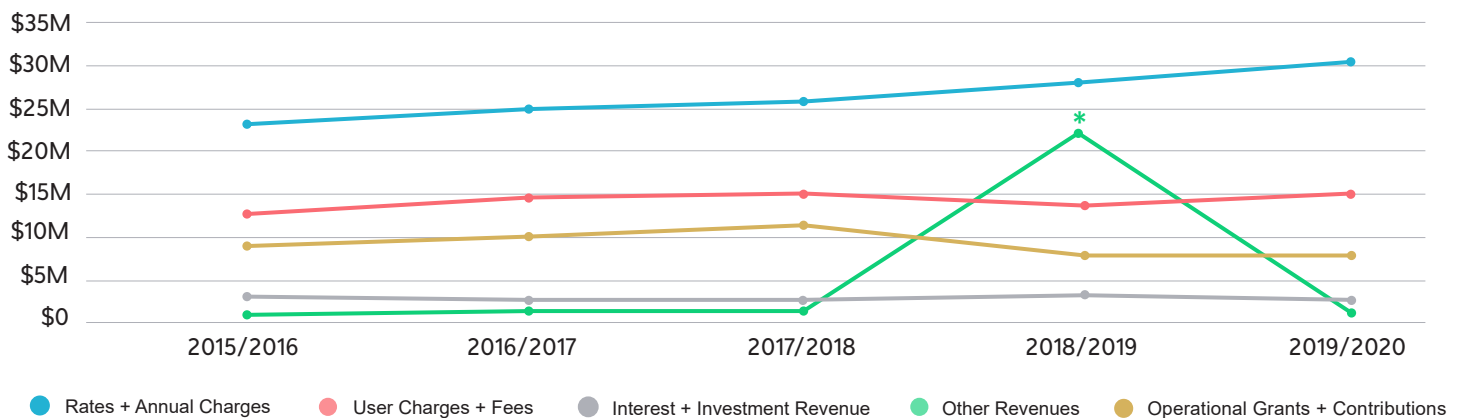
- Continued downward pressure on operating expenses since 2016
- Rates and charges consistently among the lowest of Hunter councils
- 3 consecutive budget surpluses
- Greater focus on maximising opportunities for Interest and Investment revenue
- Increase in asset rehabilitation expenditure
- Increase in funds invested

### FINANCIAL RESULTS (BEFORE CAPITAL GRANTS + CONTRIBUTIONS)



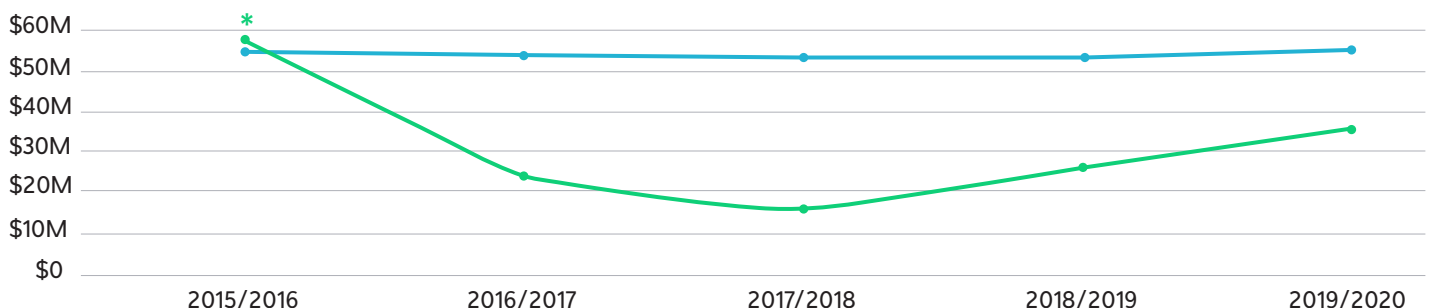
### INCOME FROM CONTINUING OPERATIONS

\* Proceeds from the sale of Wallaby Scrub Road



### TOTAL EXPENDITURE

\* Includes relocation of Broke Road provided by Bulga Operations



# FOCUS ON GOVERNMENT FIT FOR THE FUTURE MEASURES

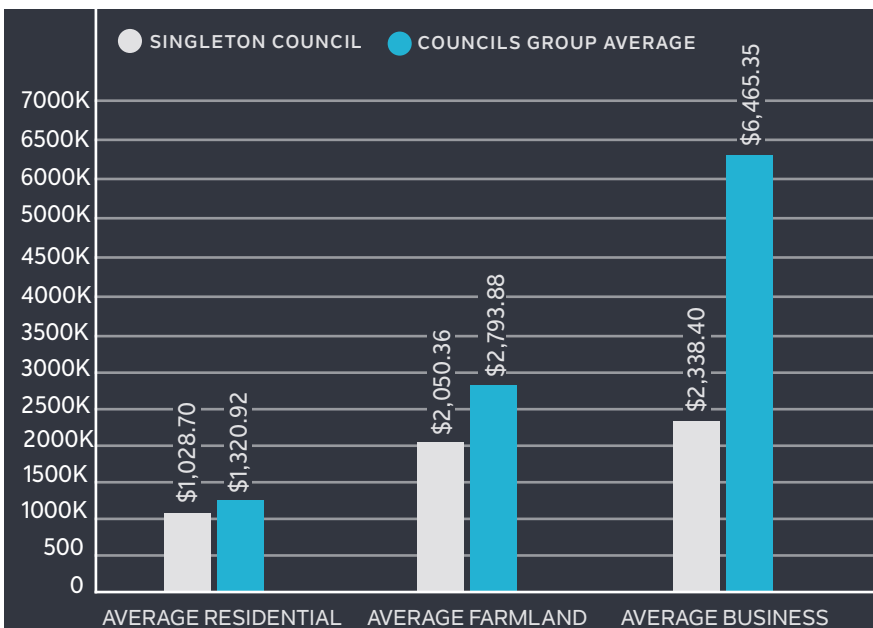
| GOVERNMENT INDICATOR                       | DEFINITION  | YEAR |      |
|--|---|------|------|
| <b>SUSTAINABILITY</b>                      |   | 2016 | 2020 |
| Operating Performance Ratio                | Indicates whether Council is operating within its means                       |      |      |
| Own Source Revenue Ratio                   | Indicates whether Council generates sufficient income from its own sources    |      |      |
| Building and Asset Renewal Ratio           | Indicates whether Council is spending sufficiently on renewal of assets       |      |      |
| <b>INFRASTRUCTURE + SERVICE MANAGEMENT</b> |   |      |      |
| Infrastructure Backing Ratio               | Indicates the number of Council assets that are not in satisfactory condition |      |      |
| Asset Maintenance Ratio                    | Indicates whether Council is spending sufficiently on asset maintenance       |      |      |
| Debt Service Ratio                         | Indicates whether Council has appropriate levels of debt                      |      |      |
| <b>EFFICIENCY</b>                          |   |      |      |
| Real Operating Expenditure                 | Indicates whether Council is operating efficiently                            |      |      |

Does not meet indicator    
 Meets indicator    
 Trending to meet indicator

## HOW SINGLETON COMPARES

### SINGLETON COUNCIL AVERAGE RATES | 2018/2019

Comparisons with other Hunter councils (Cessnock, Maitland, Dungog, Muswellbrook, Upper Hunter Shire, Newcastle, Lake Macquarie and Port Stephens councils) show Singleton is consistently among the lowest, with the second lowest average charges for both residential rates, residential domestic waste and residential water charges.



**WASTE CHARGES**

RESIDENTIAL DOMESTIC WASTE MANAGEMENT

- SINGLETON COUNCIL: \$440.00
- COUNCILS GROUP AVERAGE: \$472.93

**WATER CHARGES**

RESIDENTIAL WATER USAGE CHARGES

- SINGLETON COUNCIL: \$1.78 per Kilotitre
- HUNTER GROUP AVERAGE: \$2.06 per Kilotitre